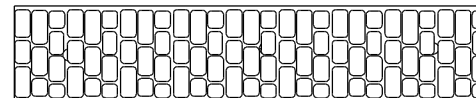
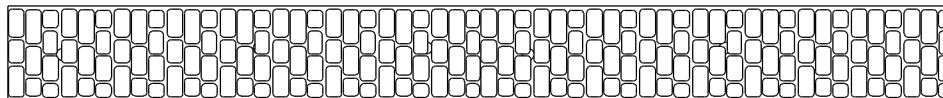
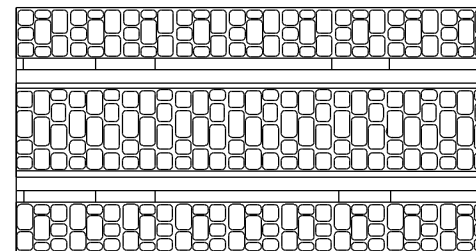
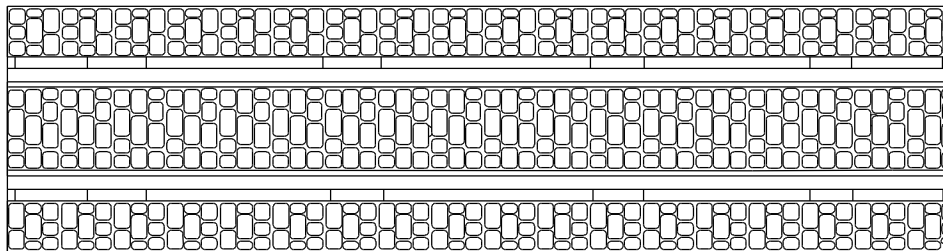
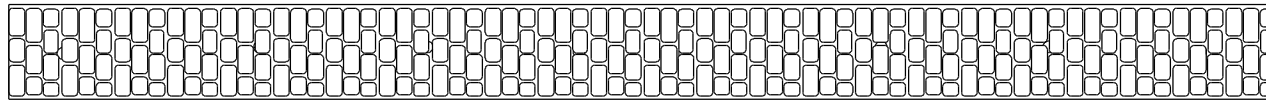
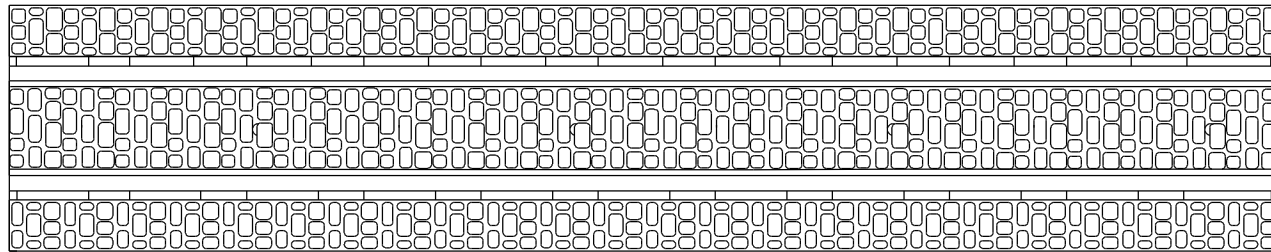


P-165stw-long-straight-tram-track-100-w-3a
 P-165stw-straight-wedge-125-w-250-204r-100-1b
 P-165stw-straight-tram-125-w-100-1b

various straight sections, with sections to fit between parallel tracks , for 204/250mm radius curves fits code 100 rail



P-165stw-straight-tram-62-5-w-100-1b
 P-165stw-straight-wedge-125-w-250-204r-100-1b
 P-165stw-straight-wedge-62-5-w-250-204r-100-1b

Designed by Simon Dawson (Rue d'Étropol) - 2015
www.rue-d-etropol.com

